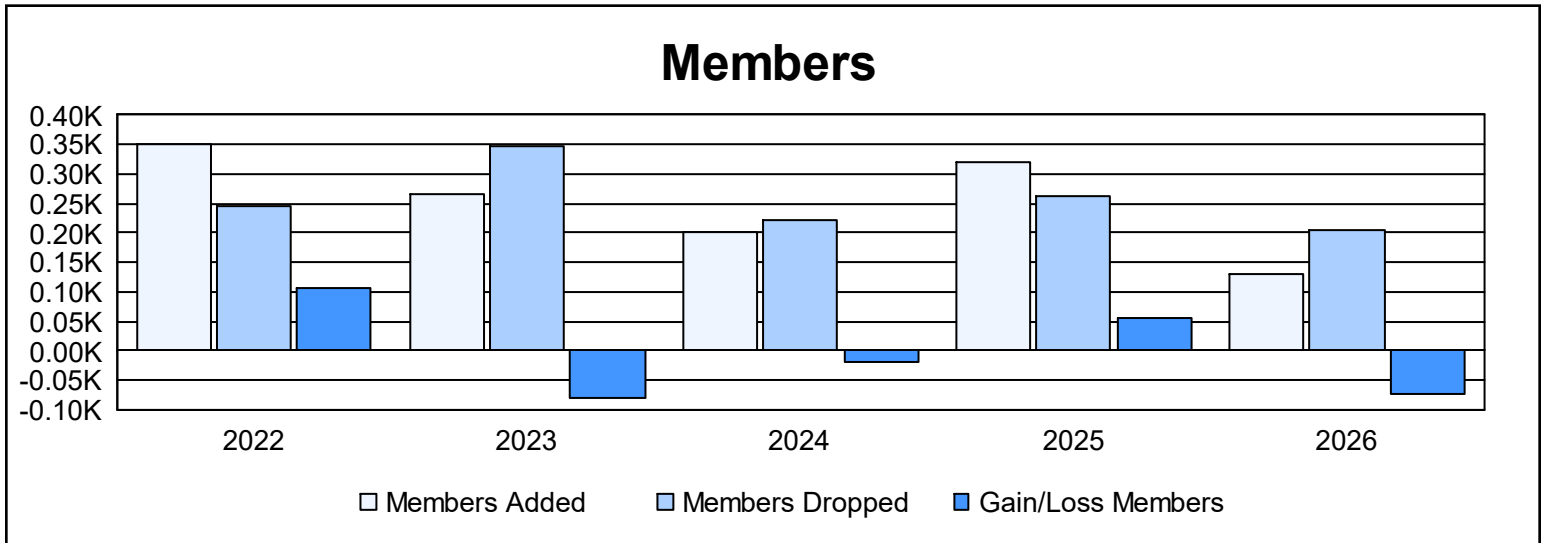
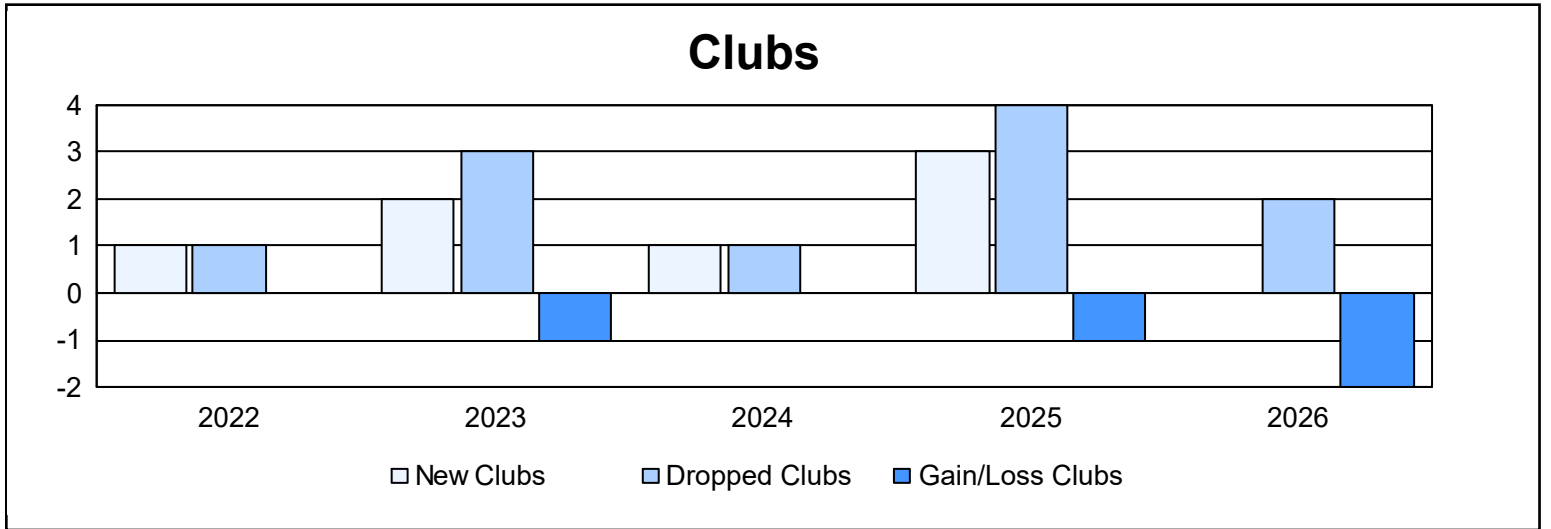
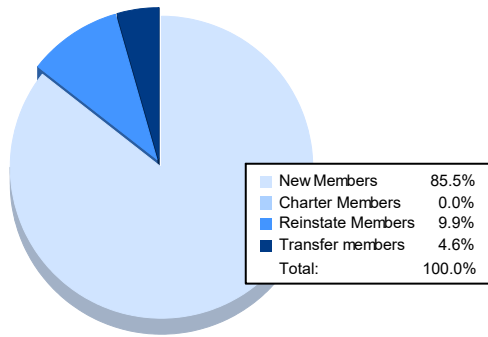


Year	New Clubs	Dropped Clubs	Gain/ Loss Clubs	New Members	Charter Members	Reinstate Members	Transfer Members	Total Member Added	Total Members Dropped	Gain/ Loss Members
2021-2022	1	1	0	294	30	9	18	351	245	106
2022-2023	2	3	-1	174	64	14	15	267	347	-80
2023-2024	1	1	0	150	30	8	15	203	221	-18
2024-2025	3	4	-1	214	74	26	5	319	263	56
2025-2026	0	2	-2	112	0	13	6	131	204	-73
<b>Average</b>	<b>1</b>	<b>2</b>	<b>-1</b>	<b>189</b>	<b>40</b>	<b>14</b>	<b>12</b>	<b>254</b>	<b>256</b>	<b>-2</b>



### Membership Composition May 2026 Cumulative



### Gender Composition May 2026 Cumulative

